



**Blind Screen Technical
and Price Guide**

October 2025

Specification

To achieve maximum Blackout please choose Model 01 Single with either left or right gather, or Model 02 Single with either Left, Right or Centre Gather

Detail	Standard Specification	Additional Options
Model	No standard	Refer to Min/Max Table Below
Frame Colour	No standard	White, Grey, Black
Pull Rod Colour	Matched to frame	White, Grey, Black
Cord Colour	Closest match to fabric	White, Grey, Black
Gather Option	No standard	<p>Single: Model 01 up to 150cm wide: Left only, Right only, Both sides (Uneven split), Both sides (Even Split) Model 01 over 150cm with Breeze In fabric: Left only, Right only, Both sides (Uneven split), Both sides (Even Split) Model 01 over 150cm with Scene Set or Light Seal fabric: Both sides (Uneven split), Both sides (Even Split) Model 02 up to 400cm wide: Left only, Right only, Both sides (Uneven split), Both sides (Even Split) Model 02 over 400cm with Breeze In fabric: Left only, Right only, Both sides (Uneven split), Both sides (Even Split) Model 02 over 400cm with Scene Set or Light Seal fabric: Both sides (Uneven split), Both sides (Even Split)</p> <p>Dual: Both sides</p> <p>Double Track & Double Dual Track: Left only, Right only, Both sides (even split)</p>
Bottom Threshold	<p>Model 01: 20mm Colour matched</p> <p>Model 02: 26mm Colour Matched</p>	<p>Model 01: 10.6mm for Doors Colour Matched, 10.6mm for Windows Black, None</p> <p>Model 02DT & DDT: 13mm Colour Matched, None</p>
Panel Quantity*	Minimum number possible, based on panel width being half the drop	Two to Eight, dependant on width and drop. See min/max specifications for further details.
Pull Rod Handle**	<p>Model 02 with standard threshold: Curved, front only, colour coordinated to frame.</p> <p>Model 02DT & DDT with low threshold: Curved, front & back, colour coordinated to frame.</p> <p>Model 03 & 03DT: None</p>	<p>Curved, black, front only</p> <p>Curved, black, front & back</p> <p>Curved, white, front only</p> <p>Curved, white, front & back</p> <p>Straight, black, front only (Not suitable for Model 03)</p> <p>Straight, black, front & back (Not suitable for Model 03)</p>

* Model 03 only

** Model 02 & 03 only

Minimum/Maximum Sizes

Model	Fabric	Width		Drop	
		Min	Max	Min	Max
01 Single	Scene Set & Scene Set FR	20cm	300cm	20cm	250cm
	Light Seal, Lightseal Blackline & Lightseal Blackline FR				150cm
	Breeze In				250cm
01 Dual	Scene Set & Scene Set FR	30cm	150cm	30cm	250cm
	Light Seal, Lightseal Blackline & Lightseal Blackline FR				150cm
	Breeze In				250cm
02 Single 02 Double & Double Dual Track	Scene Set & Scene Set FR	30cm	600cm	30cm	280cm
	Light Seal, Lightseal Blackline & Lightseal Blackline FR				
	Breeze In				
	Sheer Intimacy				220cm
02 Dual	Scene Set & Scene Set FR	30cm	400cm	30cm	280cm
	Light Seal, Lightseal Blackline & Lightseal Blackline FR				
	Breeze In				
	Sheer Intimacy				220cm
03 Single 03 Double Track	Scene Set & Scene Set FR	50cm	600cm	150cm	280cm
	Light Seal, Lightseal Blackline & Lightseal Blackline FR				
	Breeze In				

Model 03 Panel Specification

Model 03 panels must be at least 50cm wide and at least a 1:2 ratio, meaning that the drop must be at least twice the width. Therefore, the number of panels which can be supplied is dependent on the drop of the blind.

The table below shows the minimum number of panels which can be supplied for each width:

Minimum number of panels

		Width (cm)											
		50	100	150	200	250	300	350	400	450	500	550	600
Drop (cm)	200	1	1	2	2	3	3	4	4	5	5	6	6
	225	1	1	2	2	3	3	4	4	4	5	5	6
	250	1	1	2	2	2	3	3	4	4	4	5	5
	275	1	1	2	2	2	3	3	3	4	4	4	5

You are able to request up to two extra panels, providing the width of each panel is at least 50cm.

The table below shows the maximum number of panels which can be supplied for each size:

Maximum number of panels

		Width (cm)											
		50	100	150	200	250	300	350	400	450	500	550	600
Drop (cm)	200	1	2	3	4	5	5	6	6	7	7	8	8
	225	1	2	3	4	5	5	6	6	6	7	7	8
	250	1	2	3	4	4	5	5	6	6	6	7	7
	275	1	2	3	4	4	5	5	5	6	6	6	7

As standard, all blinds are manufactured with the panels at an equal size and therefore the panels will be evenly spaced across the width of the blind when the blind is in its closed position.

If you would like the panels to be unevenly spaced, additional components are supplied with the blind to allow adjustment on site of approximately 120mm in either direction.

Blind Screen Pricing Options

	Per m2 (Lightseal, Sceneset & Breezin)	Per m2 (Lightseal Blackline)	Per m2 (Sheer Intimacy)	Per m2 (Sceneset Flame Retardant)	Per m2 (Lightseal Blackline Flame Retardant)
Single Screen					
Model 01	£55.92	£60.95	N/A	£62.63	£66.43
Model 02	£73.31	£79.91	£85.02	£82.11	£87.10
Model 03	£99.41	£108.35	N/A	£111.34	£118.11
Dual Screen					
Model 01	£73.31	£79.91	N/A	£82.11	£87.10
Model 02	£84.81	£92.45	£98.38	£94.99	£100.77
Double Track					
Model 02	£106.01	£115.55	£122.48	£118.73	£125.95
Model 03	£131.56	£143.40	N/A	£147.35	£156.31
Double Dual Track	Per m2 (Lightseal, Sceneset & Breezin)	Per m2 (Lightseal Blackline, Sceneset & Breezin)	Per m2 (Lightseal Blackline, Sceneset , Breezin & Sheer Intimacy)	Per m2 (Lightseal Blackline, Sceneset , Breezin, Sheer Intimacy & Sceneset FR)	Per m2 (Sceneset , Breezin, Sheer Intimacy, Sceneset FR Lightseal Blackline FR)
Model 02	£164.45	£179.25	£191.37	£184.18	£195.38

Model 03 Panel only pricing is upon application, please refer to www.hallishudson.com for individual pricing based on your original blind size and chosen specification.

Sella Trim Pricing Options

Item No.	Description	Pack Size	Price
BS/01TRIM/WHT3M	Trim Model 01 White	1 Pack (10 x 3m)	£66.00
BS/01TRIM/GRY3M	Trim Model 01 Grey	1 Pack (10 x 3m)	£66.00
BS/01TRIM/BLK3M	Trim Model 01 Black	1 Pack (10 x 3m)	£66.00
BS/02TRIM/WHT3M	Trim Model 02 White	1 Pack (10 x 3m)	£66.00
BS/02TRIM/GRY3M	Trim Model 02 Grey	1 Pack (10 x 3m)	£66.00
BS/02TRIM/BLK3M	Trim Model 02 Black	1 Pack (10 x 3m)	£66.00
BS/01TRIM/WHT6M	Trim Model 01 White	1 Pack (5 x 6m)	£66.00
BS/01TRIM/GRY6M	Trim Model 01 Grey	1 Pack (5 x 6m)	£66.00
BS/01TRIM/BLK6M	Trim Model 01 Black	1 Pack (5 x 6m)	£66.00
BS/02TRIM/WHT6M	Trim Model 02 White	1 Pack (5 x 6m)	£66.00
BS/02TRIM/GRY6M	Trim Model 02 Grey	1 Pack (5 x 6m)	£66.00
BS/02TRIM/BLK6M	Trim Model 02 Black	1 Pack (5 x 6m)	£66.00

Sella Trim is also available as Cut to Size £3.74 per metre

Vano Seal Pricing Options

Item No.	Description	Pack Size	Price
BS/SEAL	Vano Seal Self Adhesive Foam	1x Reel 5m	£4.74

Blind Screen Gather

Model	Fabric	Gather per Meter (mm)	Gather per System (mm)	Minimum Gather Width (mm)
01	Scene Set	56.4	40	51
	Light Seal	59.7	40	51
	Breeze In	36.5	40	51
02 Positive pull rod*	Scene Set	32.7	38	65
	Light Seal	39.6	38	65
	Breeze In	25.2	38	65
	Sheer Intimacy	31	38	65
02DT & DDT Negative pull rod**	Scene Set	32.7	38	71
	Light Seal	39.6	38	71
	Sheer Intimacy	31	38	71
03	Scene Set	32.7	82	114
	Light Seal	39.6	82	114
	Breeze In	25.2	82	114

* Positive pull rod is the standard specification for all O2 single gather blinds and is used for one side of O2 split gather blinds

** Negative pull rod is used for the second panel of O2 split gather blinds and cannot be used with Breeze In fabric

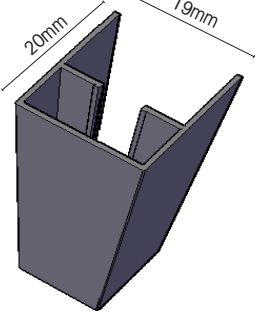
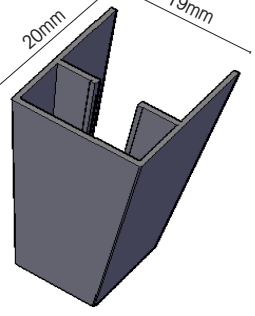
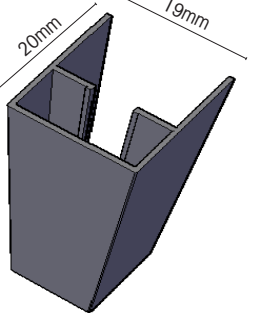
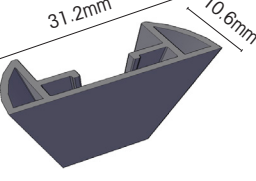
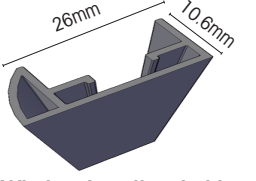
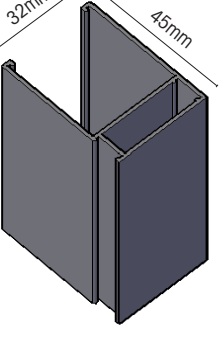
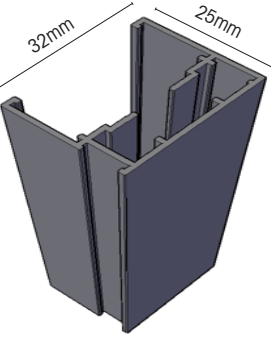
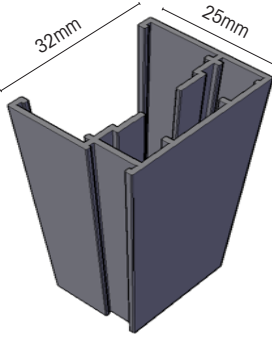
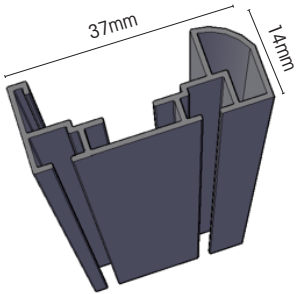
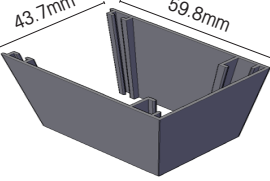
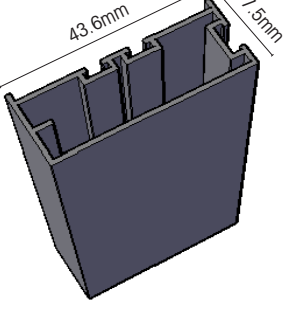
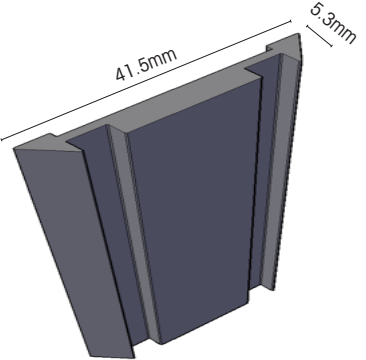
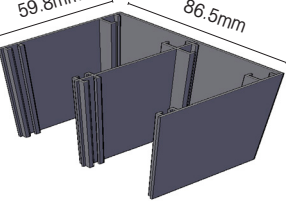
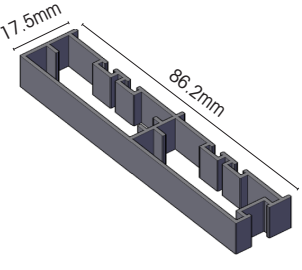
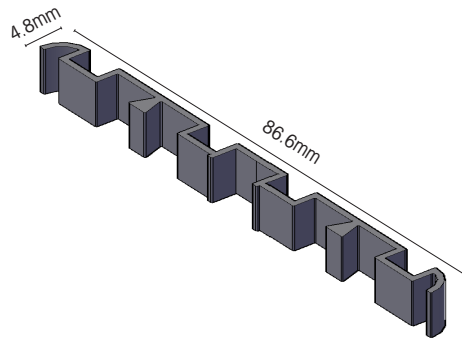
Estimated Gather Width, Per Panel Width (mm)													
Model	Fabric	500	1000	1500	2000	2500	3000	3500	4000	4500	5000	5500	6000
01	Scene Set	69	97	125	Maximum width of O1 panels in Scene Set and Light Seal 1500mm								
	Light Seal	70	100	130									
	Breeze In	59	77	95	113	132	150	168	186	205	223	241	259
02 Positive pull rod*	Scene Set	65	71	88	104	120	137	153	169	Maximum width of O2 panels in Scene Set and Light Seal 4000mm			
	Light Seal	65	78	98	118	137	157	177	197				
	Breeze In	65	65	76	89	101	114	127	139	152	164	177	190
	Sheer Intimacy	65	69	85	100	116	131	Maximum width of O2 panels in Sheer Intimacy 3000mm					
02DT & DDT Negative pull rod**	Scene Set	71	71	88	104	120	137	153	169	Maximum width of O2 panels in Scene Set and Light Seal 4000mm			
	Light Seal	71	78	98	118	137	157	177	197				
	Sheer Intimacy	71	71	85	100	116	131	Maximum width of O2 panels in Sheer Intimacy 3000mm					
03	Scene Set	114	115	132	"These gather widths are the size of the first panel and includes the side rail. The side rail is 18mm thick, therefore each extra panel would be this size minus 18mm. For overall gather width of multiple panels, multiply the estimated gather width by the number of panels, then minus off the relevant amount of 18mm side rails."								
	Light Seal	114	122	142									
	Breeze In	114	114	120									

* Positive pull rod is the standard specification for all O2 single gather blinds and is used for one side of O2 split gather blinds

** Negative pull rod is used for the second panel of O2 split gather blinds and cannot be used with Breeze In fabric

IMPORTANT: Please be aware that Fabric stack widths vary from batch to batch, therefore these figures should be used as a guide only. If fitting outside of a recess and it's critical for the full gather width to be off the window, we would recommend adding +10% tolerance to the above.

Frame Dimensions

	Top	Sides	Threshold	
			Standard	Low
Model 01 / 01D	 <p>Top, sides and standard threshold</p>	 <p>Top, sides and standard threshold</p>	 <p>Top, sides and standard threshold</p>	 <p>Door Low threshold</p>  <p>Window Low threshold</p>
	Threshold			
Model 02 / 02D	 <p>Top</p>	 <p>Sides and standard threshold</p>	 <p>Sides and standard threshold</p>	 <p>Window low threshold</p>
	 <p>Single top frame</p>	 <p>Side frame</p>	 <p>Single bottom runner</p>	
Model 03DT	 <p>Double track top frame</p>	 <p>Double track side frame</p>	 <p>Double track bottom runner</p>	

Handle Options (Model 02 & 03 only)

Handles can be attached to the pull rods of model 02 & 03 Blinds to assist with operation. These can be attached to either the front only (for windows) or front and back (for doors)



Curved Handle
(Available in Black and White)



Straight Handle
(Only available in Black)

Blind Screen Versatility



Blind Screen Breeze In Open



Blind Screen Breeze In Closed



Blind Screen Light Seal Blackout Closed



Exclusively Manufactured
By



Hallis Hudson, Unit C34, Red Scar Business Park, Longridge Road, Preston, Lancashire, PR2 5NN
Phone: 01772 202 202 | Email: sales@hallishudson.com | Shop: www.hallishudson.com